

Name:

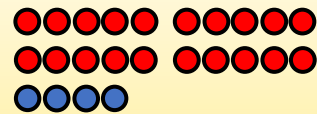
Klasse:

Datum:


Schrittweise Plus rechnen

Zerlege die rechte Zahl in **Zehner** und **Einer**. Rechne dann beides nacheinander dazu.


$$\begin{array}{r} 45 + 24 = 69 \\ 45 + 20 = 65 \\ 65 + 4 = 69 \end{array}$$



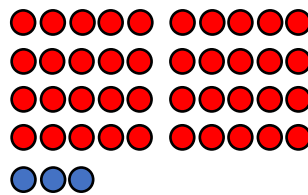
$$24 = 20 + 4$$



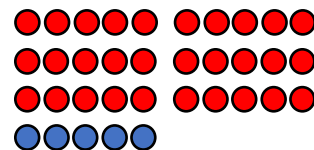
1. Rechne nacheinander in Schritten, wie der Igel. Das Punktefeld hilft dir beim Zerlegen in **Zehner** und **Einer**.



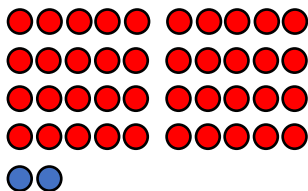
3	1	+	2	6	=				
3	1	+	2	0	=	5	1		
5	1	+							



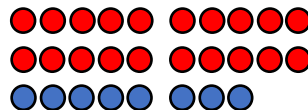
4	5	+	4	3	=				
4	5	+	4	0	=				



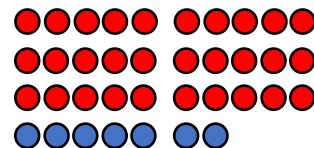
6	2	+	3	5	=				



2	9	+	4	2	=				



5	5	+	2	8	=				



4	7	+	3	7	=				




2. Rechne mit **Zehnern** und **Einern** in Schritten, wie der Igel.

$72 + 14 =$	$55 + 34 =$	$41 + 48 =$
$72 + 10 =$		
$28 + 18 =$	$35 + 46 =$	$63 + 34 =$
$46 + 36 =$	$74 + 16 =$	$53 + 28 =$
$22 + 69 =$	$64 + 28 =$	$37 + 46 =$

Manchmal ist es schlau, mit **Nachbarzahlen** zu rechnen. Rechne erst 1 zu viel dazu. Ziehe danach wieder ab, was zu viel war.

$$\begin{aligned} 34 + 49 &= 83 \\ 34 + 50 &= 84 \\ 84 - 1 &= 83 \end{aligned}$$



3. Rechne mit **Nachbarzahlen**, wie der Bär.

$67 + 19 =$	$48 + 39 =$	$26 + 29 =$
$67 + 20 = 87$		
$67 -$		
$34 + 59 =$	$13 + 79 =$	$22 + 49 =$

