

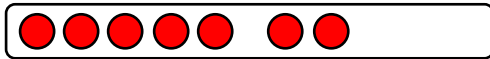
Name:

Klasse:


Datum:

## Verliebte Zahlen üben



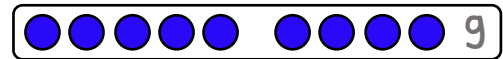
1. Welcher Streifen passt, damit die Reihe voll wird? Verbinde.  
Trage immer die fehlende Zahl blau in die Lücke ein.



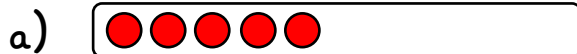
$$7 + \underline{\quad} = 10$$



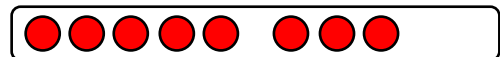
$$1 + \underline{\quad} = 10$$



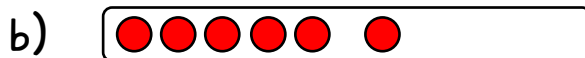
2. Stelle dir vor, welcher Streifen passen würde, damit die Reihe voll wird. Trage immer die fehlende Zahl in die Lücke ein.




$$5 + \underline{\quad} = 10$$




$$8 + \underline{\quad} = 10$$




$$6 + \underline{\quad} = 10$$




$$2 + \underline{\quad} = 10$$



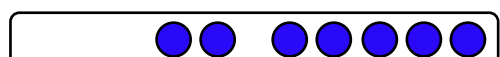
$$4 + \underline{\quad} = 10$$



$$3 + \underline{\quad} = 10$$



$$\underline{\quad} + 1 = 10$$



$$\underline{\quad} + 7 = 10$$



3. Rechne die Aufgaben im Kopf.

a)  $3 + \underline{\quad} = 10$

b)  $6 + \underline{\quad} = 10$

c)  $\underline{\quad} + 5 = 10$

$5 + \underline{\quad} = 10$

$9 + \underline{\quad} = 10$

$\underline{\quad} + 3 = 10$

$2 + \underline{\quad} = 10$

$4 + \underline{\quad} = 10$

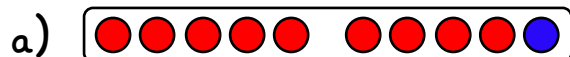
$\underline{\quad} + 1 = 10$

$8 + \underline{\quad} = 10$

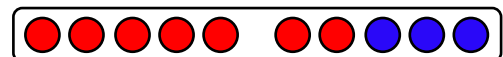
$7 + \underline{\quad} = 10$

$\underline{\quad} + 8 = 10$

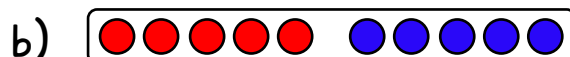
5. Die blauen Punkte sollen weggenommen werden. Wie viele rote Punkte bleiben noch übrig? Schreibe die Zahl rot auf.



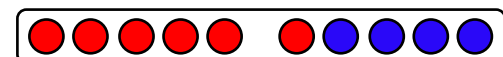
$10 - 1 = \underline{9}$



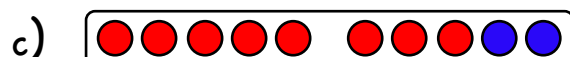
$10 - 3 = \underline{\quad}$



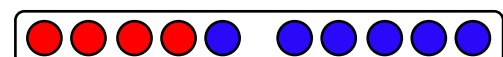
$10 - 5 = \underline{\quad}$



$10 - 4 = \underline{\quad}$



$10 - 2 = \underline{\quad}$



$10 - 6 = \underline{\quad}$

6. Falte das Blatt an der letzten gestrichelten Linie. Rechne im Kopf.

a)  $10 - 3 = \underline{\quad}$

b)  $10 - 5 = \underline{\quad}$

c)  $10 - 6 = \underline{\quad}$

$10 - 4 = \underline{\quad}$

$10 - 9 = \underline{\quad}$

$10 - 2 = \underline{\quad}$

$10 - 1 = \underline{\quad}$

$10 - 8 = \underline{\quad}$

$10 - 7 = \underline{\quad}$

