

Name:

Klasse:

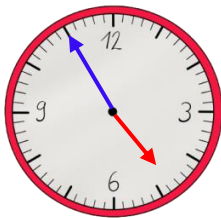
Datum:

## Uhrzeiten ablesen üben

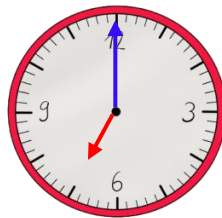
Der kleine Zeiger zeigt die **Stunden** an. Der große Zeiger zeigt gleichzeitig die **Minuten**! Welcher Strich für welche Minute steht, siehst du hier an den **äußeren Zahlen**. **Innen** stehen die **Stunden**.



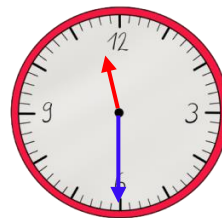
1. Trage die Uhrzeit ein. Nutze die Uhr im Kasten oben als Hilfe.



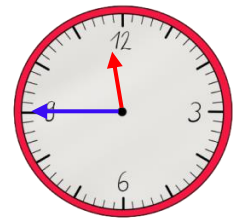
4:55 Uhr



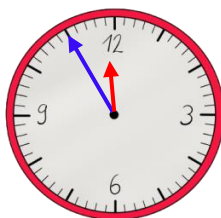
7:00 Uhr



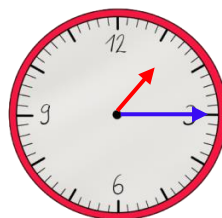
11:30 Uhr



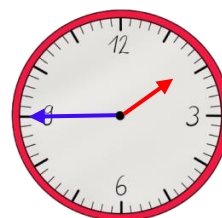
11:45 Uhr



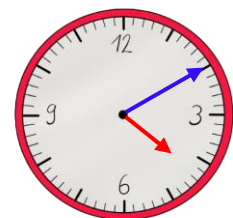
11:55 Uhr



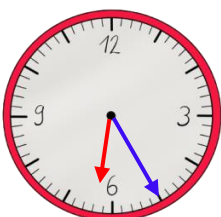
1:15 Uhr



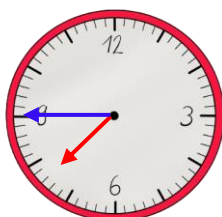
1:45 Uhr



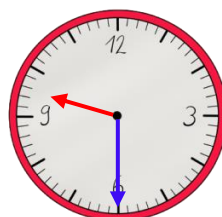
4:10 Uhr



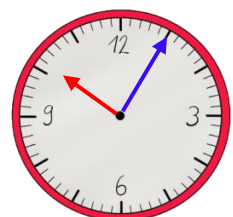
6:25 Uhr



7:45 Uhr



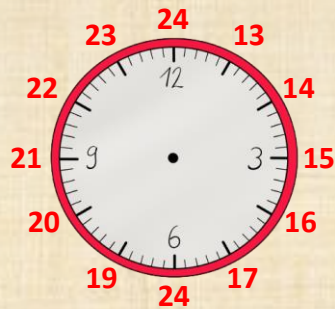
9:30 Uhr



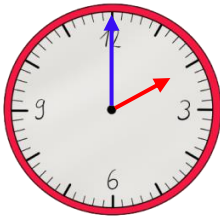
10:05 Uhr



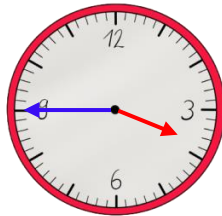
Eine analoge Uhr zeigt nur 12 Stunden. Der Tag hat aber 24 Stunden. Am Nachmittag rechnest du zum Stundenzeiger deshalb immer **12 Stunden** dazu.



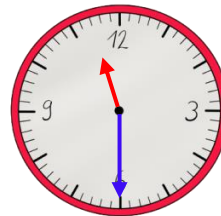
2. Schreibe die Uhrzeit vom Nachmittag bzw. Abend auf.



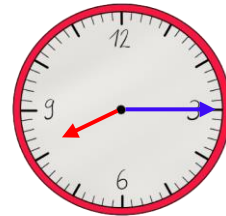
14:00 Uhr



15:45 Uhr

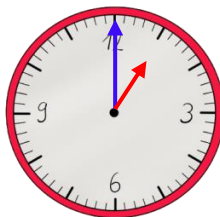


23:30 Uhr

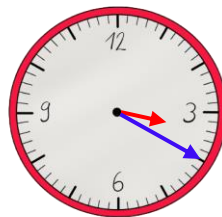


20:15 Uhr

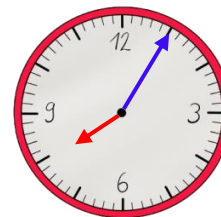
3. Zeichne die Zeiger ein.



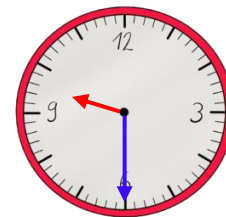
13:00 Uhr



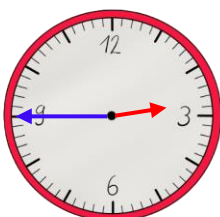
15:20 Uhr



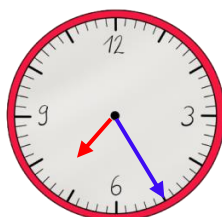
20:05 Uhr



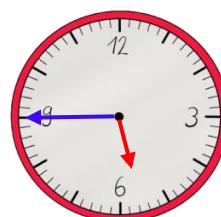
21:30 Uhr



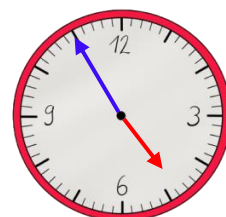
14:45 Uhr



19:25 Uhr



17:45 Uhr



16:55 Uhr

