

Name:

Klasse:

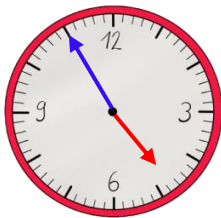
Datum:

## Uhrzeiten ablesen üben

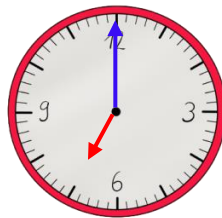
Der kleine Zeiger zeigt die **Stunden** an. Der große Zeiger zeigt gleichzeitig die **Minuten**! Welcher Strich für welche Minute steht, siehst du hier an den **äußeren Zahlen**. **Innen** stehen die **Stunden**.



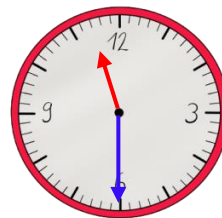
1. Trage die Uhrzeit ein. Nutze die Uhr im Kasten oben als Hilfe.



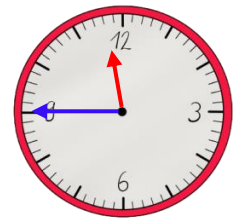
4:55 Uhr



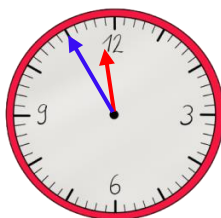
Uhr



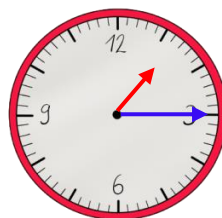
Uhr



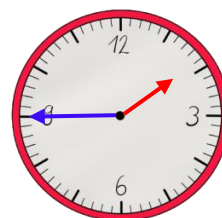
Uhr



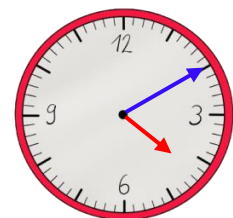
Uhr



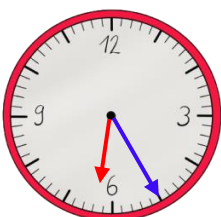
Uhr



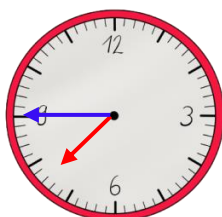
Uhr



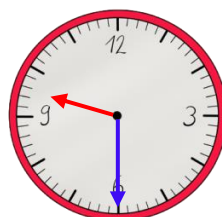
Uhr



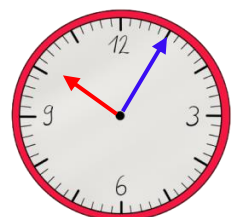
Uhr



Uhr



Uhr



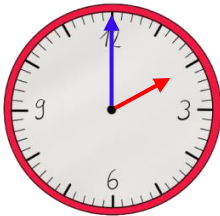
Uhr



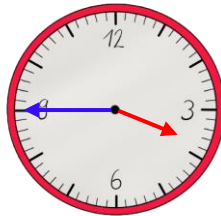
Eine analoge Uhr zeigt nur 12 Stunden. Der Tag hat aber 24 Stunden. Am Nachmittag rechnest du zum Stundenzeiger deshalb immer **12 Stunden** dazu.



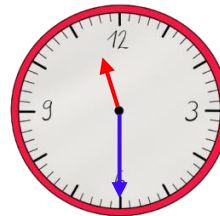
2. Schreibe die Uhrzeit vom Nachmittag bzw. Abend auf.



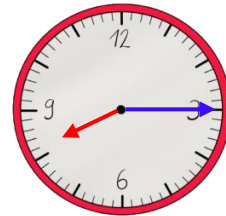
Uhr



Uhr

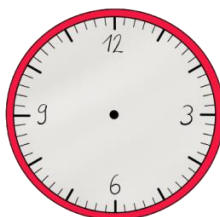


Uhr

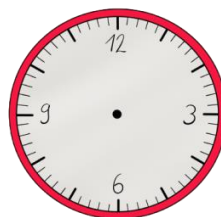


Uhr

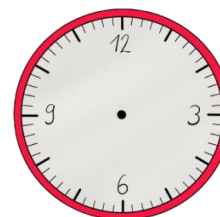
3. Zeichne die Zeiger ein.



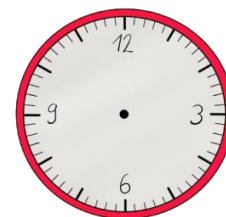
13:00 Uhr



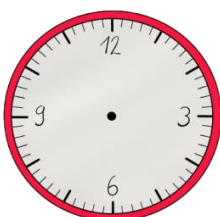
15:20 Uhr



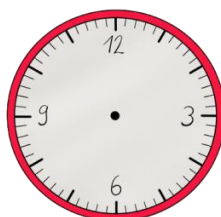
20:05 Uhr



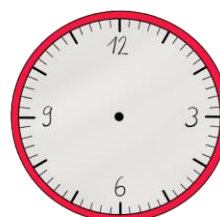
21:30 Uhr



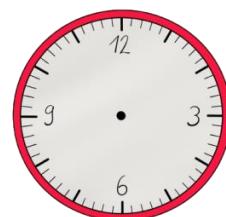
14:45 Uhr



19:25 Uhr



17:45 Uhr



16:55 Uhr

