

Name:

Klasse:

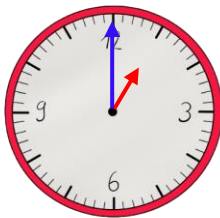
Datum:

Uhrzeiten ablesen

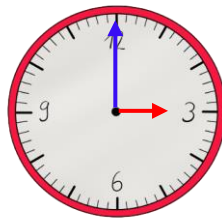
Der kleine Zeiger zeigt die **Stunden** an. Der große Zeiger zeigt gleichzeitig die **Minuten**! Welcher Strich für welche Minute steht, siehst du hier an den **äußeren Zahlen**. **Innen** stehen die **Stunden**.



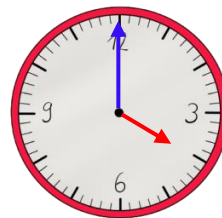
1. Trage die Uhrzeit ein. Nutze die Uhr im Kasten oben als Hilfe.



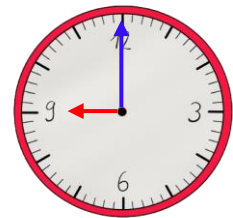
1:00 Uhr



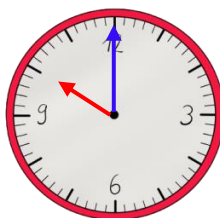
3:00 Uhr



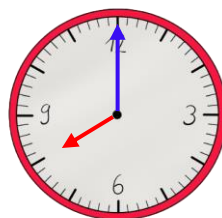
4:00 Uhr



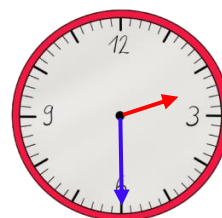
9:00 Uhr



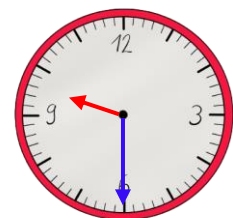
10:00 Uhr



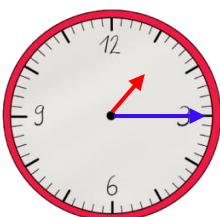
8:00 Uhr



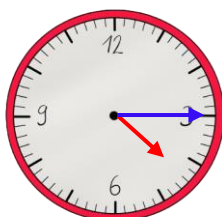
2:30 Uhr



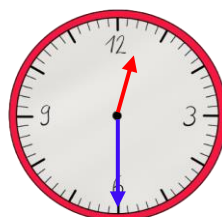
9:30 Uhr



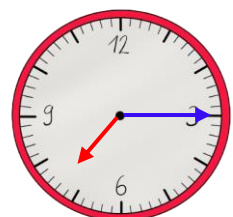
1:15 Uhr



4:15 Uhr



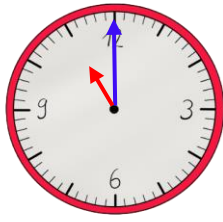
12:30 Uhr



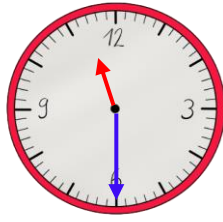
7:15 Uhr



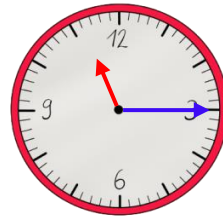
2. Zeichne die Zeiger ein. Die Uhr auf der Vorderseite hilft dir wieder.



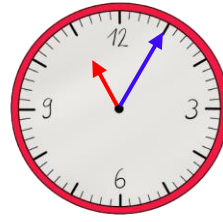
11:00 Uhr



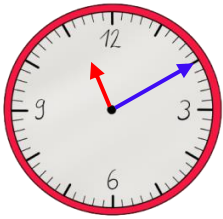
11:30 Uhr



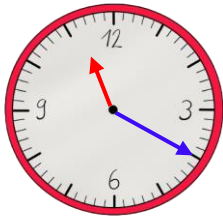
11:15 Uhr



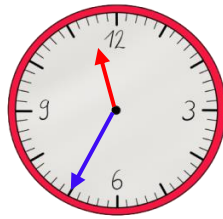
11:05 Uhr



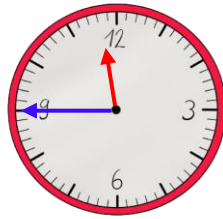
11:10 Uhr



11:20 Uhr

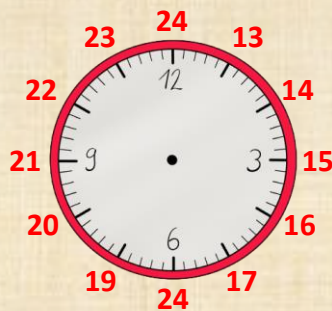


11:35 Uhr

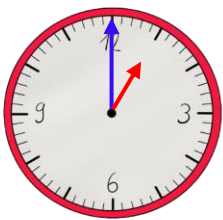


11:45 Uhr

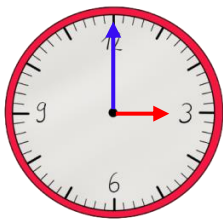
Eine analoge Uhr zeigt nur 12 Stunden. Der Tag hat aber 24 Stunden. Am Nachmittag rechnest du zum Stundenzeiger deshalb immer **12 Stunden** dazu.



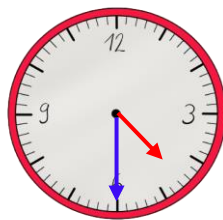
3. Schreibe die Uhrzeit vom Nachmittag bzw. Abend auf.



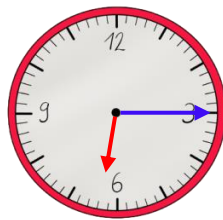
13:00 Uhr



15:00 Uhr



16:30 Uhr



18:15 Uhr

