

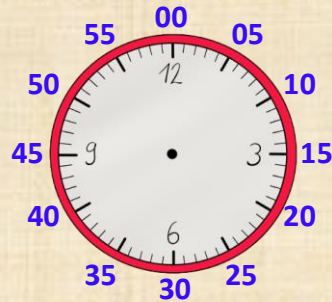
Name:

Klasse:

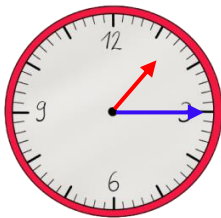
Datum:

Analoge Uhren: Minuten ablesen

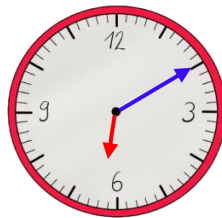
Die dicken Striche der Uhr zeigen die Stunden an. Zusammen mit den dünnen Strichen zeigen sie aber gleichzeitig auch die **Minuten!** Welcher Strich für welche Minute steht, siehst du hier an den **äußeren Zahlen.**



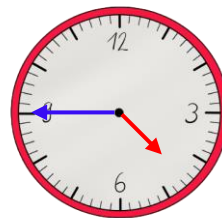
1. Trage die Uhrzeit ein.



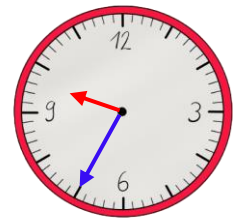
1:15 Uhr



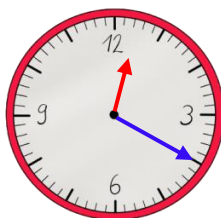
6:10 Uhr



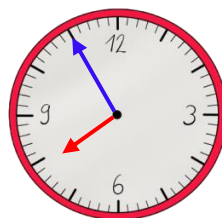
4:45 Uhr



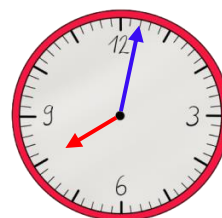
9:35 Uhr



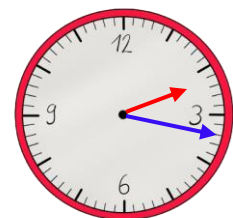
12:20 Uhr



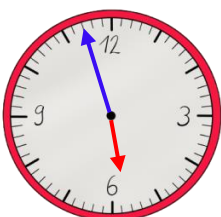
7:55 Uhr



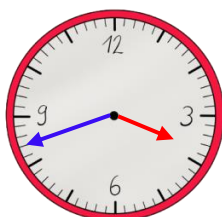
8:02 Uhr



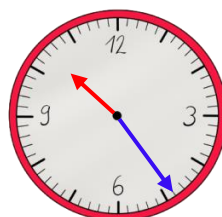
2:17 Uhr



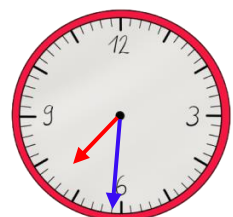
5:57 Uhr



15:42 Uhr



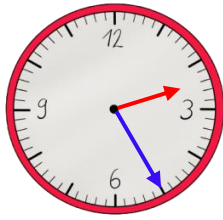
10:24 Uhr



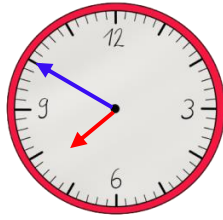
7:31 Uhr



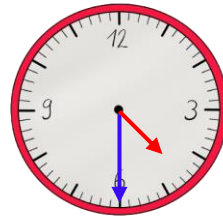
2. Zeichne die Zeiger ein.



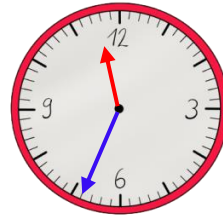
2:25 Uhr



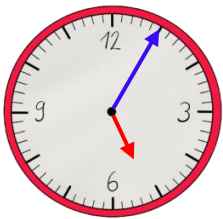
7:50 Uhr



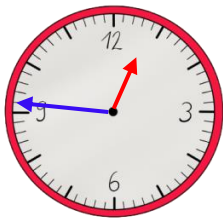
4:30 Uhr



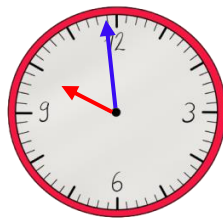
11:34 Uhr



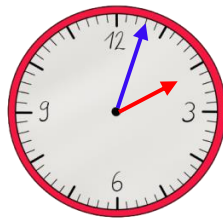
5:05 Uhr



12:46 Uhr



9:59 Uhr

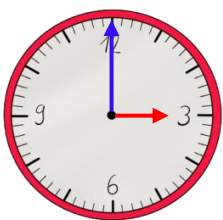


2:03 Uhr

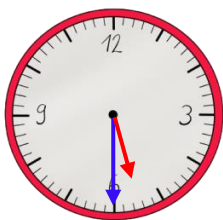
Eine analoge Uhr zeigt nur 12 Stunden. Der Tag hat aber 24 Stunden. Am Nachmittag rechnest du zum Stundenzeiger deshalb immer **12 Stunden** dazu.



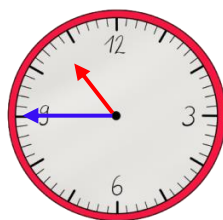
3. Schreibe die Uhrzeit vom Nachmittag bzw. Abend auf.



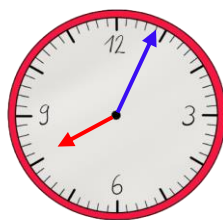
15:00 Uhr



17:30 Uhr



22:45 Uhr



20:04 Uhr