

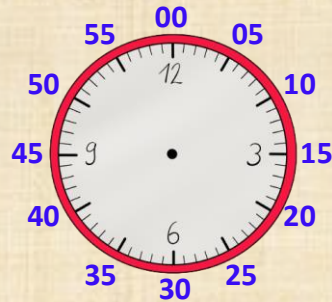
Name:

Klasse:

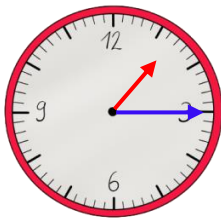
Datum:

Analoge Uhren: Minuten ablesen

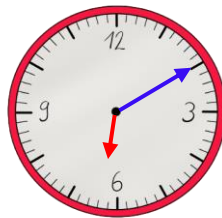
Die dicken Striche der Uhr zeigen die Stunden an. Zusammen mit den dünnen Strichen zeigen sie aber gleichzeitig auch die **Minuten!** Welcher Strich für welche Minute steht, siehst du hier an den **äußeren Zahlen.**



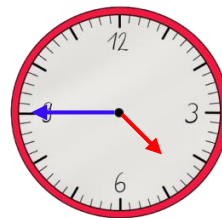
1. Trage die Uhrzeit ein.



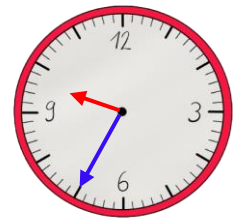
1:15 Uhr



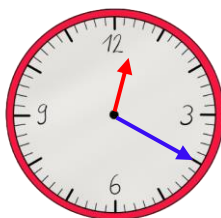
Uhr



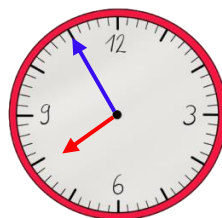
Uhr



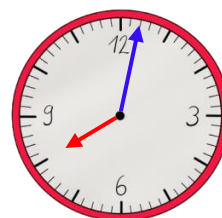
Uhr



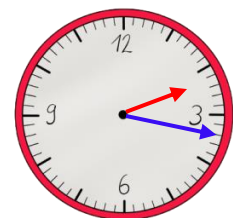
Uhr



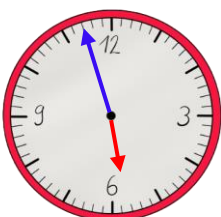
Uhr



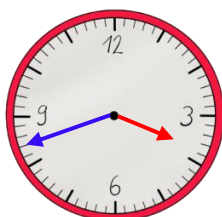
Uhr



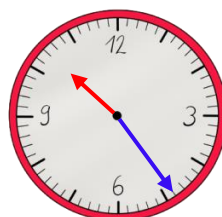
Uhr



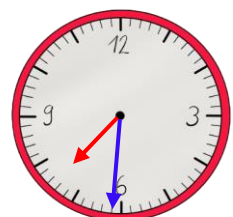
Uhr



Uhr



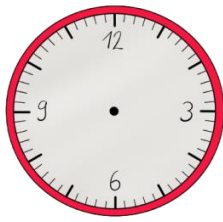
Uhr



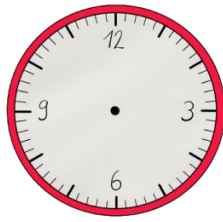
Uhr



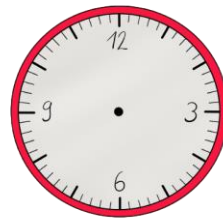
2. Zeichne die Zeiger ein.



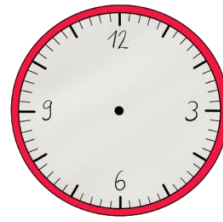
2:25 Uhr



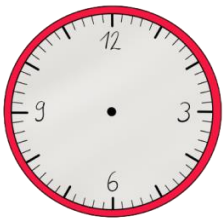
7:50 Uhr




4:30 Uhr



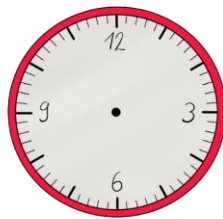
11:34 Uhr



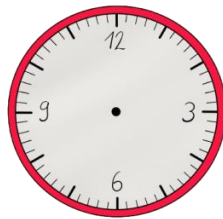
5:05 Uhr



12:46 Uhr

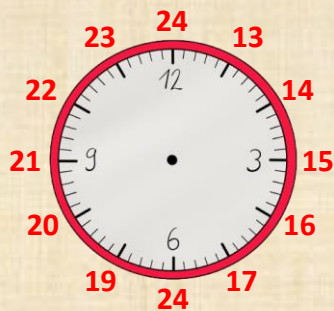


9:59 Uhr

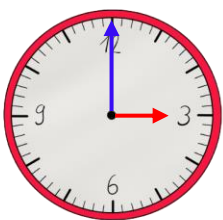


2:03 Uhr

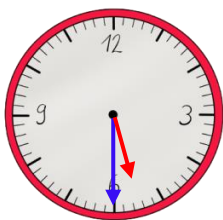
Eine analoge Uhr zeigt nur 12 Stunden. Der Tag hat aber 24 Stunden. Am Nachmittag rechnest du zum Stundenzeiger deshalb immer **12 Stunden** dazu.



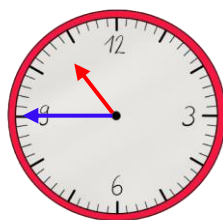
3. Schreibe die Uhrzeit vom Nachmittag bzw. Abend auf.



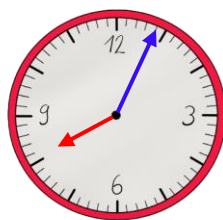
Uhr



Uhr



Uhr



Uhr

