

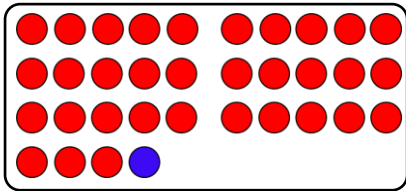
Name:

Klasse:

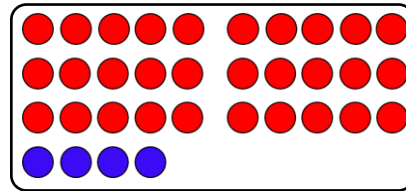
Datum:

Einfache Minusaufgaben erkennen

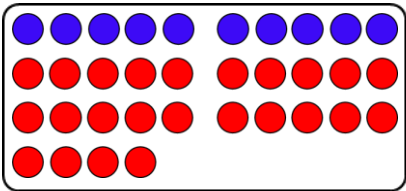
1. Rechne die Aufgaben geschickt aus.



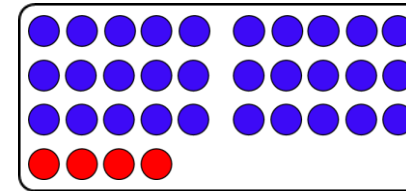
$$34 - 1 = 33$$



$$34 - 4 = 30$$



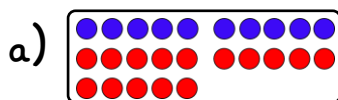
$$34 - 20 = 14$$



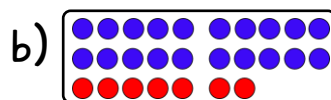
$$34 - 30 = 4$$

2. Erkläre bei jeder Aufgabe, warum man das Ergebnis schnell sehen kann.

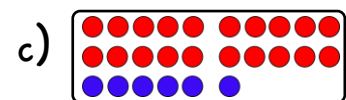
3. Kannst du das Ergebnis schnell sehen? Rechne geschickt.



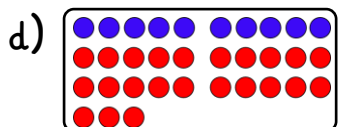
$$30 - 15 = 15$$



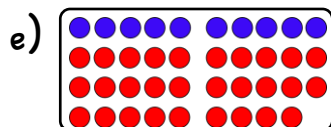
$$30 - 23 = 7$$



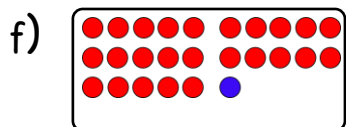
$$30 - 6 = 24$$



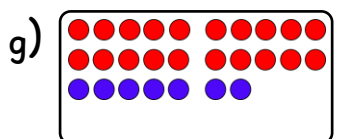
$$30 - 7 = 23$$



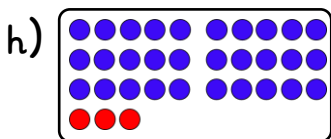
$$30 - 1 = 29$$



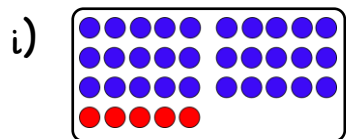
$$30 - 3 = 27$$



$$30 - 7 = 23$$

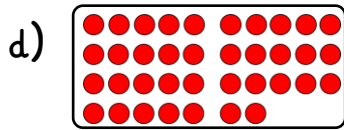


$$30 - 27 = 3$$

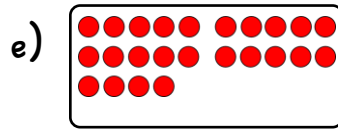


$$30 - 5 = 25$$

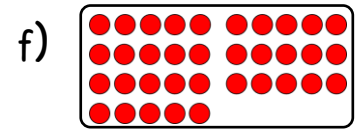
4. Stelle dir im Kopf vor, welche Punkte blau werden müssen, um schnell zu rechnen.



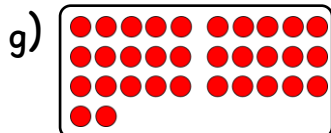
$$37 - 7 = 30$$



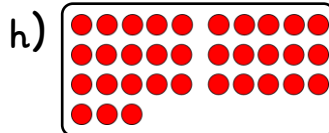
$$24 - 10 = 14$$



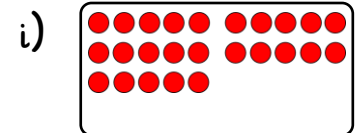
$$35 - 10 = 25$$




$$32 - 30 = 2$$




$$33 - 1 = 32$$




$$25 - 20 = 5$$



$$46 - 6 = 40$$

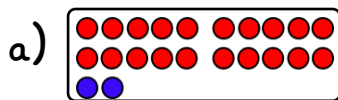


$$58 - 10 = 48$$

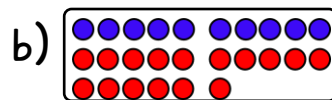


$$58 - 50 = 8$$

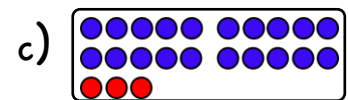
5. Zeichne die Aufgabe mit blauen und roten Punkten ein. Zeichne so, dass man das Ergebnis schnell sehen kann.



$$22 - 2 = 20$$



$$26 - 10 = 16$$



$$23 - 20 = 3$$

6. Rechne geschickt.

a) $38 - 8 = 30$

b) $49 - 9 = 40$

c) $31 - 10 = 21$

d) $31 - 30 = 1$

e) $41 - 40 = 1$

f) $76 - 1 = 75$

g) $67 - 7 = 60$

h) $55 - 10 = 45$

i) $85 - 80 = 5$